USING REFLIVE

www.reflive.com

RefLIVE

WHAT IS REFLIVE?

RefLIVE is an online tool to help improve the Refereeing experience.

RefLIVE

HOW DOES IT WORK?

Referees

Complete a post-match questionnaire providing insights that relate to:

- Behaviour of teams
- Your match experience
- A self assessment of your performance

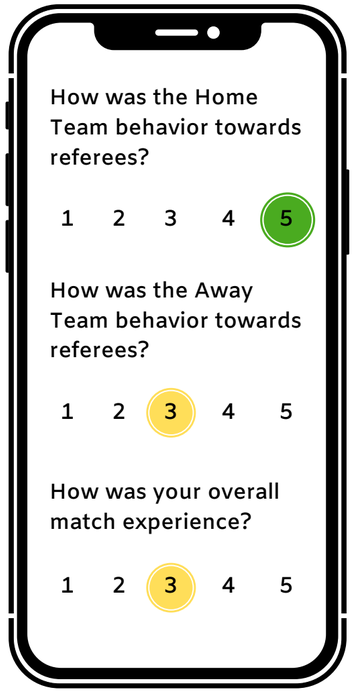

RefLIVE

HOW TO COMPLETE A SELF ASSESSMENT

On Mobile or PC

New Report

1. Go to dashboard.reflive.com
2. Login to your account
3. Select the green 'New Report' button at the top of the screen
4. Complete self assessment and submit

RefLIVE

RATING TEAM BEHAVIOUR

If a team receives a rating of a 1 or a 2, please provide a comment to assist your manager to understand the teams low rating.

For example, specify if the rating was due to players, coaches, supporters, or a combination of the three.

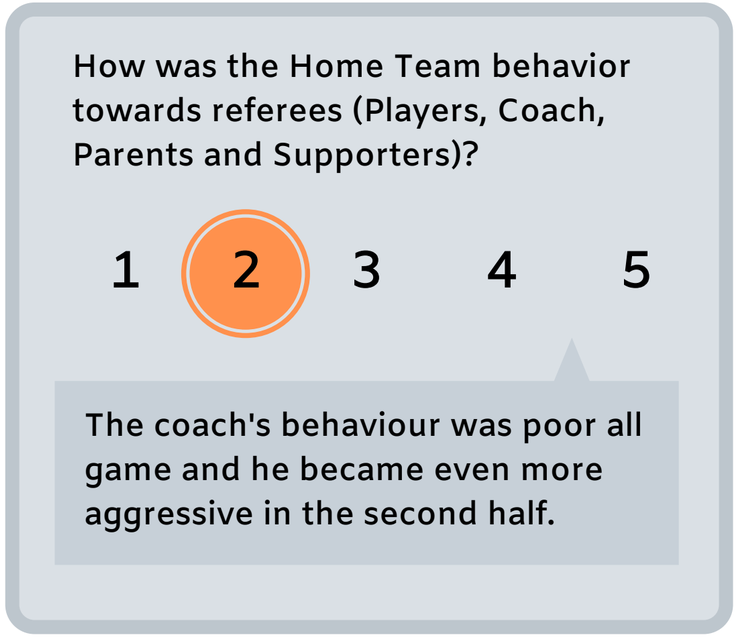

RefLIVE

REFEREE MANAGERS

Receive post match reports showing:

- Team and club behaviour ratings
- Individual referees' match experience ratings
- Self-assessment ratings

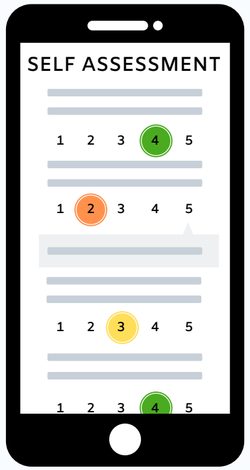



RefLIVE

REMEMBER TO...

- Complete a report after every match
- Provide honest feedback

RefLIVE

WHY ARE WE USING REFLIVE?

- Reduce referee abuse by keeping teams accountable for poor behaviour
- Help managers know where and when referees require assistance
- Improve the overall environment at matches

RefLIVE

GETTING STARTED

1. You'll receive an invitation via email with instructions to activate your account and get started.
2. If you don't receive an invite, you can manually activate your account by visiting https://dashboard.reflive.com/login and selecting 'Activate League Account'

RefLIVE

GETTING HELP

You can contact support@reflive.com for assistance or for any questions related to getting started.

You can also access further instructions here https://reflive.com/league-instructions/

RefLIVE